

## ENARTIS NEWS

### COLOR STABILIZATION

#### THE RELEVANCE IN THE EARLY STAGES OF WINEMAKING

**Color is one of the main features that defines red wines.** It is the first attribute that consumers identify and it is a strong indicator of the overall quality of a wine. Until recently sulfur was the most used tool to protect and stabilize wine in winemaking. Nowadays consumers are more discerning regarding wine quality standards, so loss of intensity, color changes during storage or ageing and precipitates in the bottle are undesirable to winemakers and consumers alike.

Common questions include: **Why have precipitates formed in the bottle? Why has the color intensity decreased just a few months after fermentation or when adding sulfur? Why has the initial color of the wine changed?**

These are typical results when color stabilization was not achieved during the early stages of the winemaking process.

Enartis recommends a specific color stabilization strategy to avoid undesirable changes and defects to the finished red wines.

### SOME IMPORTANT CONSIDERATIONS REGARDING COLOR

Anthocyanins are responsible for the red color of wine. These pigments are mainly found in grape skins and their level of extraction and stabilization can vary depending on winemaking practices.

The color of these red pigments are susceptible to wine physicochemical changes that occur during production, especially in the first stages of vinification, as they are in free form (red flavylum cation) and therefore, can be easily compromised by different factors causing color to change or to be lost.

### ESSENTIAL STEPS FOR EFFECTIVE COLOR STABILIZATION

To maintain the quality standards for red wine it is necessary to protect, extract and stabilize color as soon as possible.

#### 1. ANTIOXIDANT PROTECTION during transport or at grape reception

Anthocyanins are water-soluble, so it is important to provide early antioxidant protection as soon as there is a minimum extraction of juice to prevent their degradation.

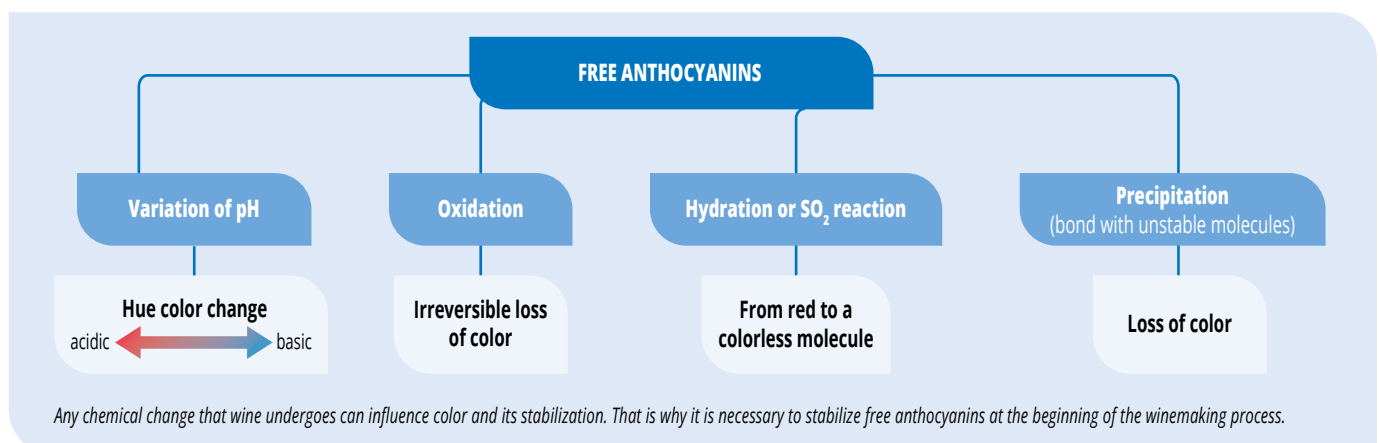
During transport or at grape reception, Enartis recommends the use of **AST**. A specific blend of ascorbic acid, potassium metabisulfite and gallic tannin for fast and complete antioxidant and antimicrobial protection. As well as for reducing future SO<sub>2</sub> additions.

#### 2. GRAPE COMPOUND EXTRACTION

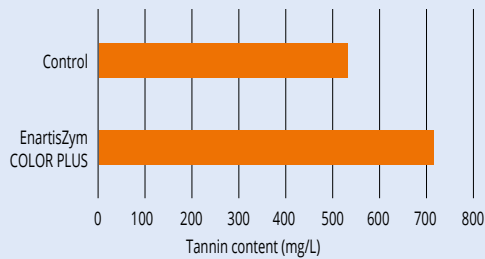
Accelerate and maximize phenolic extraction from berry skins using maceration enzymes.

The higher the concentration of tannins in the early stages of fermentation, the greater the formation of complex anthocyanin-tannin structures, and therefore, the better the long-term color stability will be.

**EnartisZym COLOR PLUS** has been formulated for this purpose. Its various activities ensure the diffusion of anthocyanins and acceleration of tannin extraction in must ([Graph 1](#)).



### EnartisZym COLOR PLUS increase grape tannin extraction



**Graph 1:** Tannin content in red wine after 48h of maceration. 1.5 g/100 Kg of EnartisZym COLOR PLUS increases the extraction of grape tannins by 25% compared to the untreated control.

- ▶ React with oxygen and free radicals.
- ▶ Inhibit the activity of oxidative enzymes such as laccase and tyrosinase.
- ▶ Precipitate grape proteins, thus preventing the precipitation of freshly extracted skin tannins (one of the most effective tannins for color stability).
- ▶ Participate in stabilization reactions to form more stable color pigments.

During the first stage of alcoholic fermentation, anthocyanins are extracted much more rapidly than tannins. It is therefore necessary to increase tannin concentration to promote color stabilization reactions from the beginning. This increase is possible with:

- ▶ **EnartisTan V** and **EnartisTan XC**: Highly reactive and efficient tannin in color stabilization reactions.
- ▶ **EnartisPro TINTO** and **INCANTO NC Range**: Combinations of inactive yeasts and selected tannins which improve color intensity and stability, as well as structure and mouthfeel.

### 3. PRESERVATION OF GRAPE COMPOUNDS AND THEIR STABILIZATION

Maintain the extracted anthocyanins and grape tannins with the use of sacrificial tannins and other cofactors such as yeast derivatives. These are essential for the formation of stable color compounds, as well as improving structure and mouthfeel of the final wine.

At crushing, when filling the maceration tank or during cold soak, the addition of sacrificial tannins such as **EnartisTan FERMCOLOR** and **EnartisTan ROUGE** helps to protect anthocyanins from oxidation and precipitation. It will:

### 4. FINAL STABILIZATION

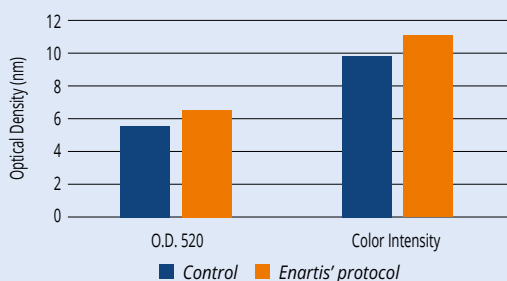
A final stabilization treatment prior to bottling is necessary to maintain the color matter that has been formed but could become unstable due to various chemical change in the wine.

**MAXIGUM Range** is designed to meet this objective. Unlike other gums Arabic Verek, **MAXIGUM F** doesn't interfere with the filtration process, whilst maintaining color stability.

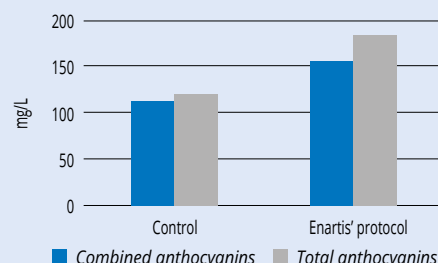
## WHAT TO EXPECT FROM ENARTIS' RECOMMENDATIONS

The effectiveness of color stabilization protocols could vary depending on the polyphenolic composition of the grape variety but, in general, the following can be expected (*Graph 2,3*):

- ▶ Increased color intensity (IC nm).
- ▶ Higher Optical Density (OD) at wavelength 520 nm, which characterizes red color.
- ▶ Increase in total anthocyanins due to lower anthocyanin loss or higher anthocyanin extraction.
- ▶ Higher concentration of combined anthocyanins resulting in greater stability over time.



**Graph 2.** Trial carried out with Vespolina, red Italian grapes. Enartis' recommendations preserve and enhance color intensity.



**Graph 3.** Trial carried out with Vespolina, red Italian grapes. Enartis' recommendations preserve and stabilize free anthocyanins.

## ENARTIS PROTOCOL

The sooner anthocyanins are protected and stabilized, the better! It is recommended to follow this protocol throughout the entire winemaking process.

WINEMAKING STAGE	OBJECTIVES	GENERAL RED WINE PROTOCOL	PREMIUM RED WINE PROTOCOL
<b>HARVEST TRANSPORT GRAPE RECEPTION</b>	Prevent oxidation of color/phenolic compounds.	10-15 g/100 kg <b>AST</b>	10-15 g/100 kg <b>AST</b>
<b>CRUSHER TANK FILLING</b>	Sacrificial tannin to protect grape tannins and begin stabilizing color.	15-20 g/100 kg <b>EnartisTan ROUGE</b>	15-20 g/100 kg <b>EnartisTan FERMCOLOR</b>
	Enhance color intensity and stability of the entire spectrum while improving structure and mouthfeel.	20 g/hL <b>INCANTO NC Range</b>	20 g/hL <b>EnartisPro TINTO</b>
	Maceration enzymes to improve grape skin tannin extraction, favoring anthocyanin-tannin reactions and stabilize color pigments.	1.5 g/100 kg <b>EnartisZym COLOR PLUS</b>	1.5 g/100 kg <b>EnartisZym COLOR PLUS</b>
<b>ALCOHOLIC FERMENTATION (AF)</b>	Increase the concentration of tannin to encourage anthocyanin stabilization.	10 g/hL <b>EnartisTan XC</b>	10 g/hL <b>EnartisTan V</b>
<b>POST-AF, BEFORE MALOLACTIC FERMENTATION</b> (Optional but recommended)	Last chance to stabilize color compounds while improving mouthfeel. Preserve desired color during ageing.	8 g/hL <b>EnartisTan FT</b>	8 g/hL <b>EnartisTan FT</b>
<b>PRE-BOTTLING</b>	Final color stabilization. Ensure color stability in the bottle.	100-200 mL/L <b>MAXIGUM F</b>	100-200 mL/L <b>MAXIGUM F</b>

[Stay in touch with our newsletter.](#)

**SUBSCRIBE**

[www.enartis.com/en-za/newsletter](http://www.enartis.com/en-za/newsletter)